

2022 Global Philanthropy Environment Index

Una Osili, PhD, Associate Dean for Research and International Programs

April 20, 2022



IUPUI

INDIANA UNIVERSITY

Lilly Family School of Philanthropy

A network diagram of a globe with nodes and connecting lines, set against a dark red background. The globe is composed of a series of interconnected nodes, represented by small circles of varying sizes, which are connected by thin, light-colored lines. The nodes are distributed across the surface of the globe, with a higher density of nodes and connections in the upper right quadrant. The overall effect is a complex, web-like structure that suggests global connectivity and networks.

The State of Global Philanthropy

Global Context on the Role of Philanthropy



The COVID-19 pandemic transformed philanthropy at the national and international levels



Philanthropy played an important role in addressing humanitarian catastrophes—from hunger and armed conflicts to refugee crises



Social and economic inequality and universal human rights remained crucial philanthropic issues



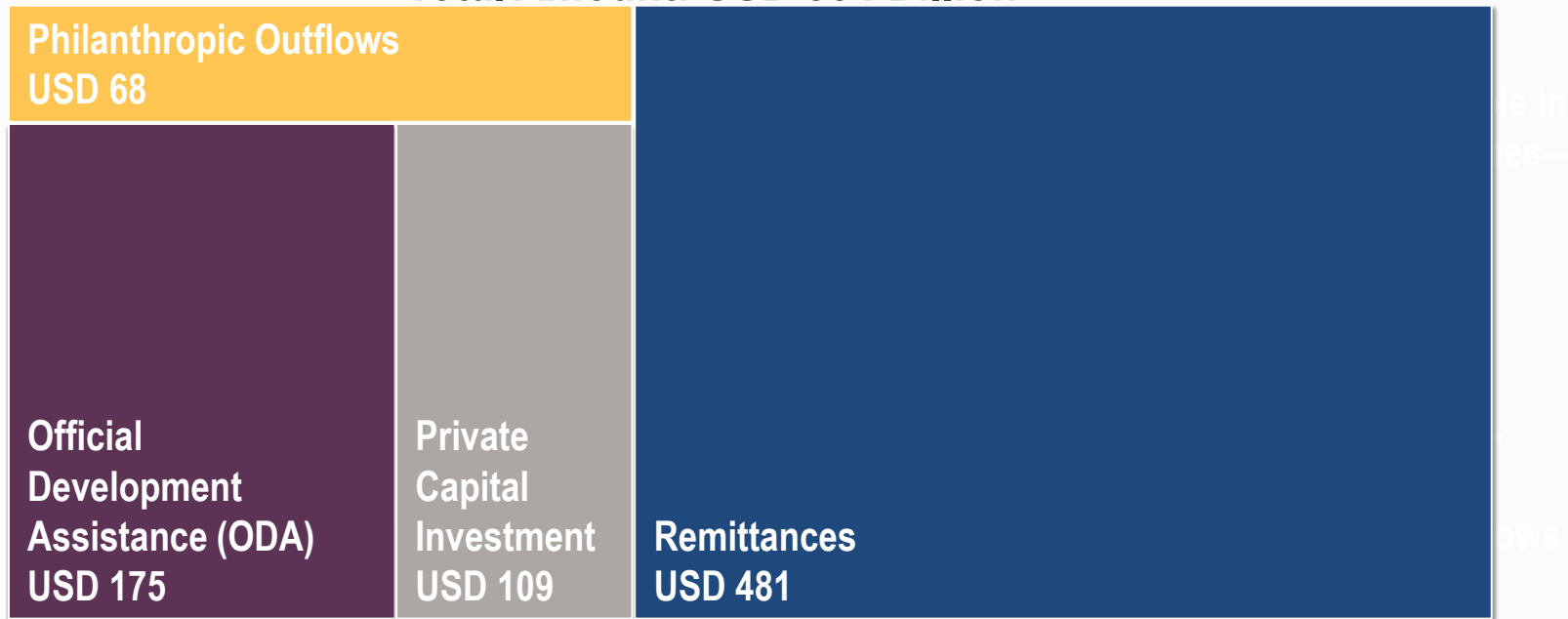
Anti-money laundering and counter-terrorism regulations continued to hinder cross-border philanthropic flows amid increased humanitarian needs



The Growth of Philanthropy around the World

Total Cross-Border Resources from 47 Economies by Flow, 2018 (in billions of inflation-adjusted 2018 US dollars)

Total Amount: USD 834 Billion



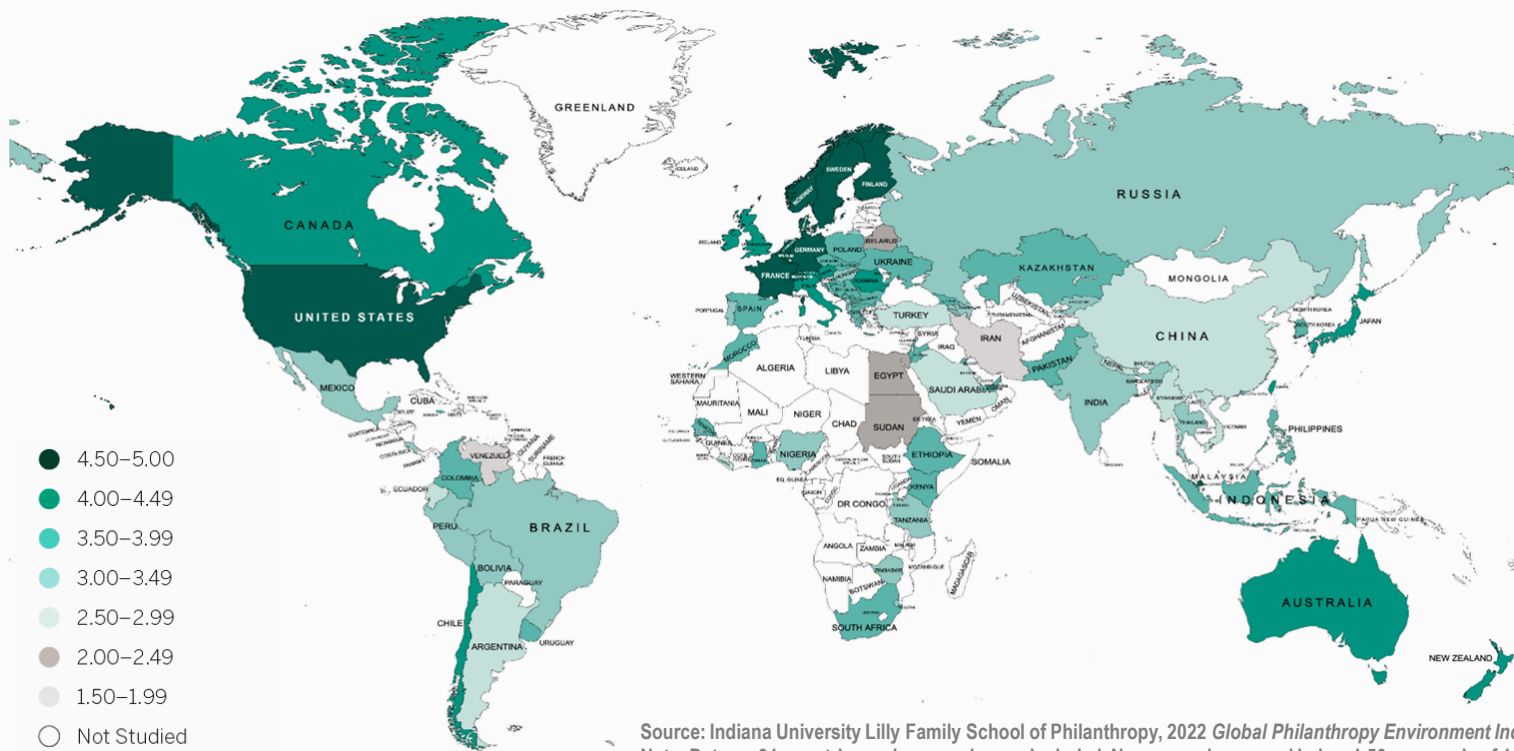
Source: Indiana University Lilly Family School of Philanthropy, 2020 *Global Philanthropy Tracker*

Note: Data on 47 countries and economies are included.



The Environment for Philanthropy across the World

Global Philanthropy Environment Index Scores 2018–2020, 91 Economies



A network diagram of a globe with nodes and connecting lines, set against a red background.

2022 GPEI Key Findings



What Does the GPEI Measure?

Enabling Philanthropic Environment



Ease of Operating
a Philanthropic
Organization



Tax Incentives



Cross-Border
Philanthropic
Flows



Political
Environment



Economic
Environment



Socio-Cultural
Environment



2022 Global Philanthropy Environment Index

Overview of Key Findings:

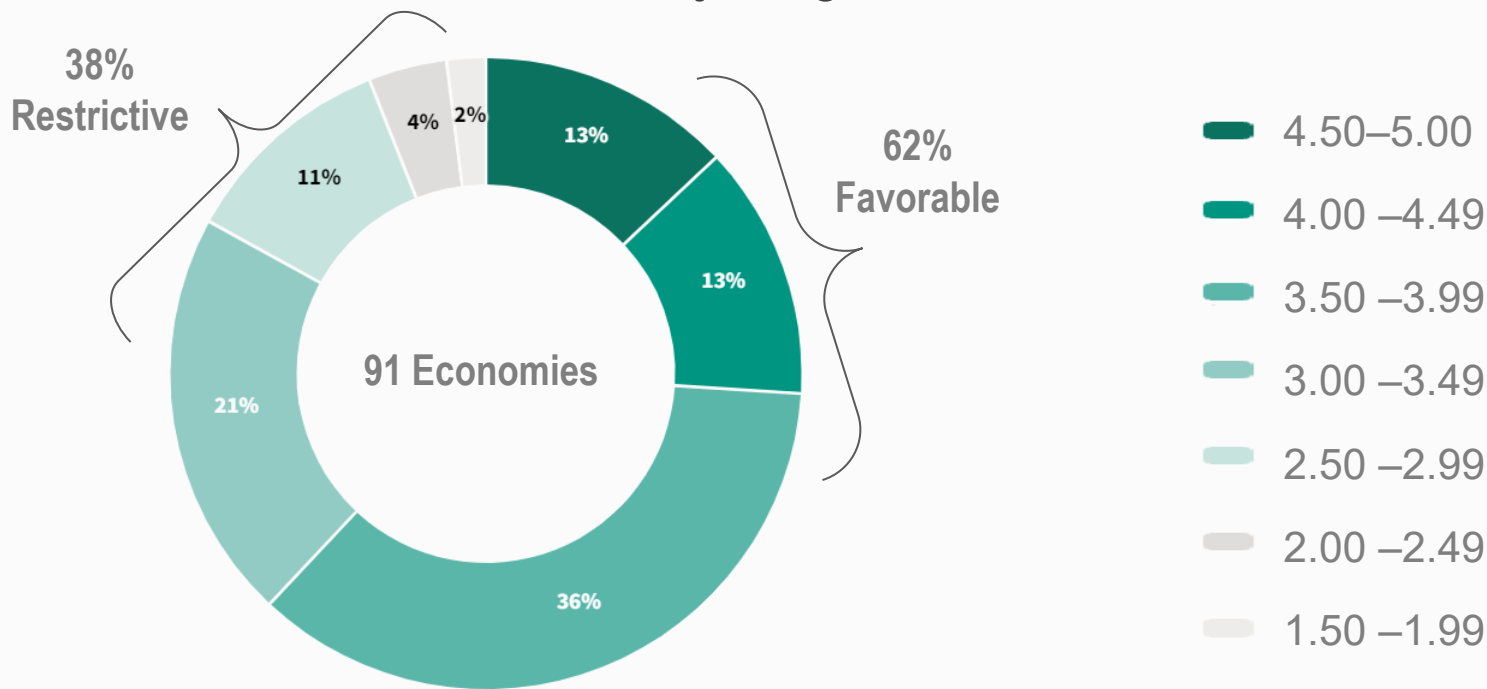
- ❑ The overall global average score was 3.63 in 2018–2020
- ❑ 62% of the 91 economies included in the 2022 GPEI reported a favorable philanthropic environment (a score of 3.50 or above)
- ❑ Among the six factors, the *ease of operating a philanthropic organization* (3.97) scored the highest global average and the *economic environment* (3.46) scored the lowest across economies in 2018–2020

Changes in the Philanthropic Environment Between 2014–2017 and 2018–2020:

- ❑ The overall philanthropic environment has improved slightly since 2014–2017, comparing the 79 countries and economies included in both the 2018 and 2022 GPEI
- ❑ One-third of the 79 countries and economies experienced a decline in their political environment
- ❑ Regional improvements balanced with slight declines at the global level



2022 Global Philanthropy Environment Index Scores by Range

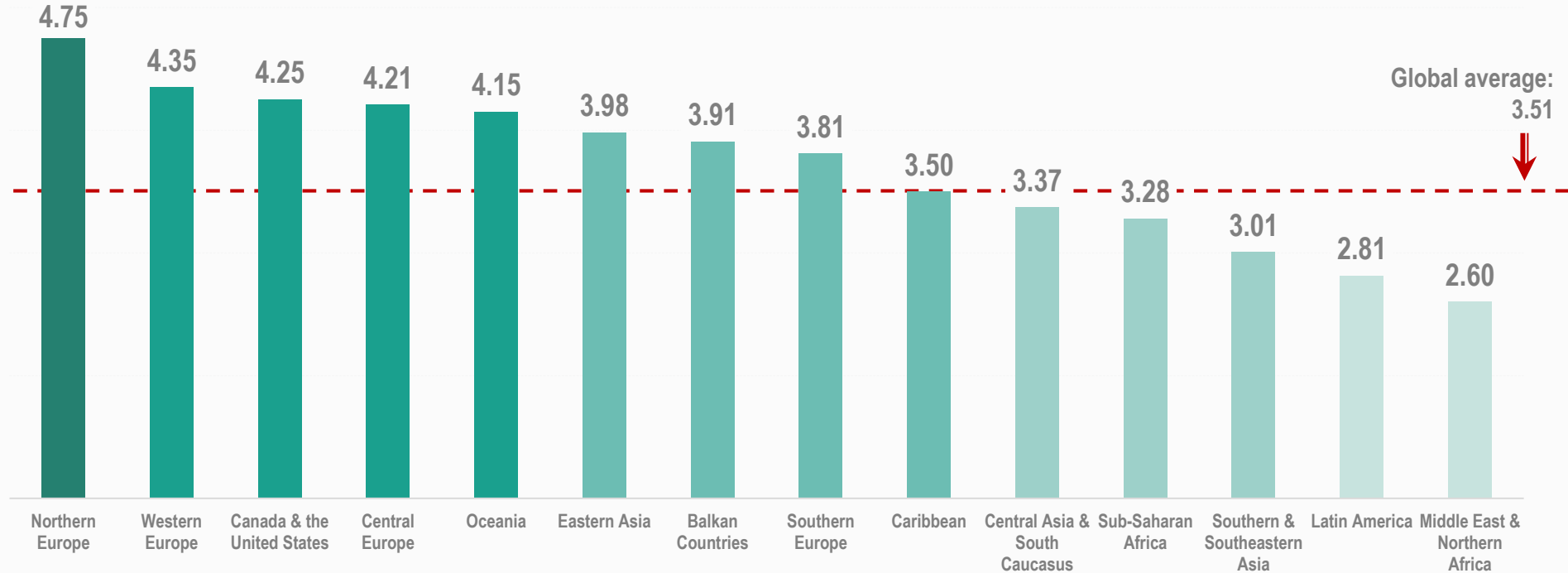


Source: Indiana University Lilly Family School of Philanthropy, 2022 *Global Philanthropy Environment Index*
Note: No economies scored below 1.50 on a scale of 1 to 5.



2022 Global Philanthropy Environment Index

Score on Cross-Border Philanthropic Flows by Region

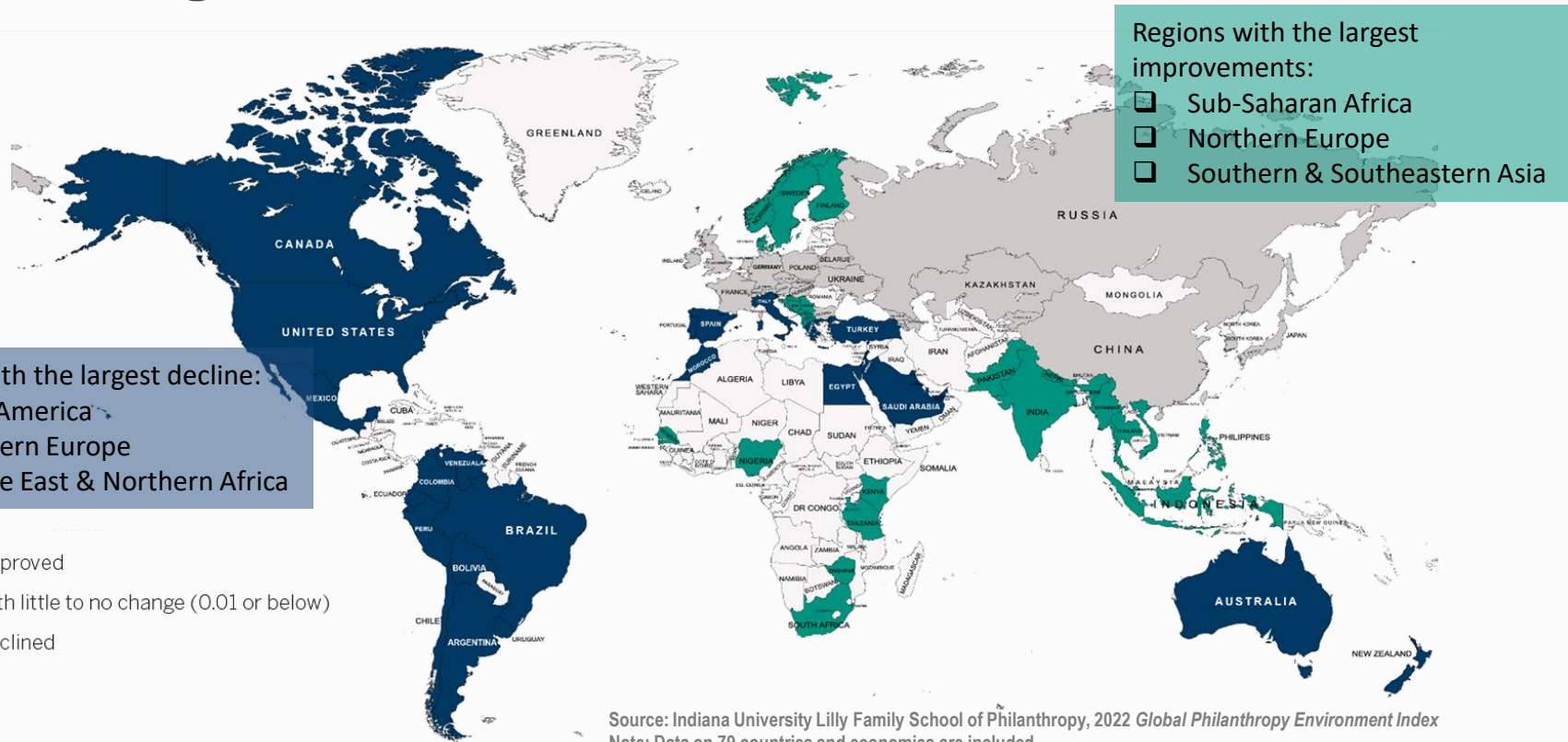


Source: Indiana University Lilly Family School of Philanthropy, 2022 *Global Philanthropy Environment Index*

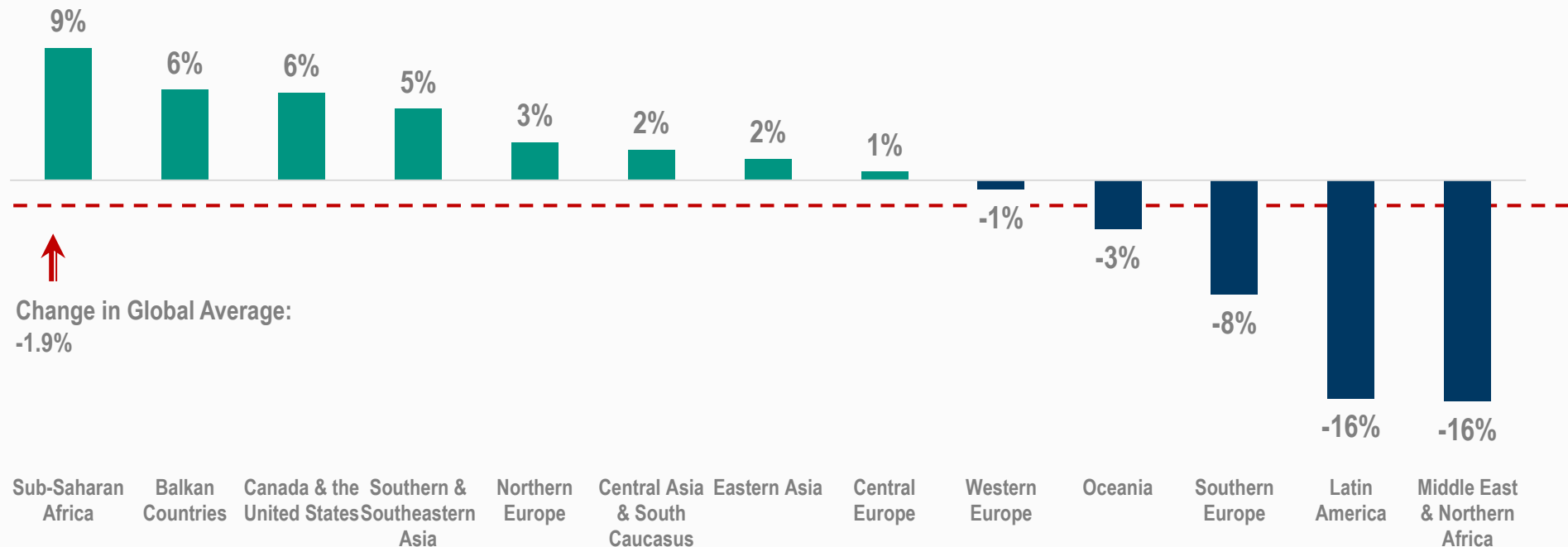


IUPUI LILLY FAMILY SCHOOL OF PHILANTHROPY

Global Philanthropy Environment Index Score Changes at the Regional Level between 2014–2017 and 2018–2020




Percentage of Change in the Cross-Border Philanthropic Flows Score by Region between 2014–2017 and 2018–2020



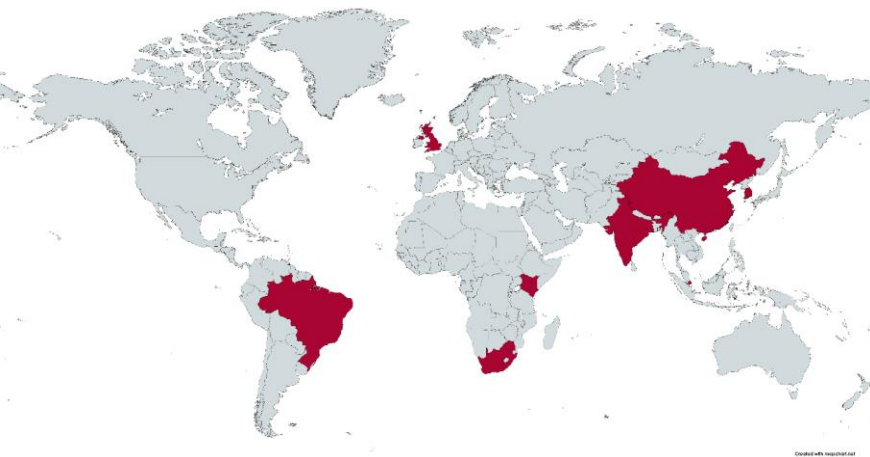
Source: Indiana University Lilly Family School of Philanthropy, 2022 *Global Philanthropy Environment Index*



A network diagram of a globe with nodes and connecting lines, set against a solid red background. The globe is composed of a series of interconnected dots (nodes) of varying sizes, with thin white lines connecting them to form a mesh that covers the entire surface of the sphere. The nodes are more densely packed in some areas, creating a complex web of connections.

2022 Global Study on Emerging Forms of Giving

Digital for Good: A Global Study on Emerging Forms of Giving



Key Goals

- To enhance the understanding of the emerging vehicles and forms of philanthropy across eight countries with different cultures;
- To map the most recent development of philanthropy, especially during the COVID-19 pandemic; and
- To further develop the global network of philanthropy researchers and to build capacity in countries where philanthropy seems to have the potential to grow rapidly in the following years.

Spotlight Countries

Brazil	Singapore
China	South Africa
India	South Korea
Kenya	United Kingdom



Acknowledgments

THANK YOU TO OUR FUNDERS

Bill & Melinda Gates Foundation

Charles Stewart Mott Foundation

John Templeton Foundation

Indiana University Office of the Vice President for Research

Jerre L. Stead and Mary Joy Stead

WINGS

IUPUI Office of International Affairs

There are many individuals not named here who donated their time and expertise without which this project would not have been completed. The research team is grateful to each and every one of them for their distinct contributions and generous support.

Visit Global Indices website at <https://globalindices.iupui.edu>

**2022
Global Philanthropy
Environment Index**

Read more on the philanthropic environment in 91 countries and economies and 14 global regions

**2020
Global Philanthropy
Tracker**

Read more on the cross-border philanthropic flows from 47 economies around the world





THANK YOU



IUPUI

INDIANA UNIVERSITY
Lilly Family School of Philanthropy

University Hall, Suite 3000
301 University Boulevard
Indianapolis, IN 46202-5146
Phone: 317-274-4200

